THE PRACTICE JUNGLE

Your pocket chord safari

60 shapes · 12 roots · 5 families

Standard G-C-E-A tuning
Diagrams read A-E-C-G from top to bottom.

Major

C

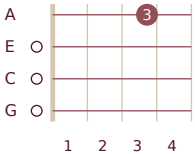

C#

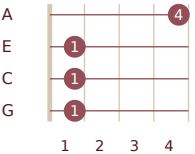

D

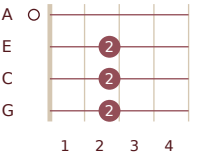

Eb

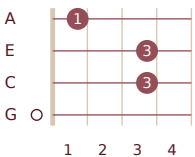

E

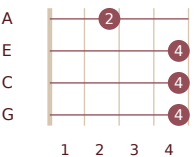

F

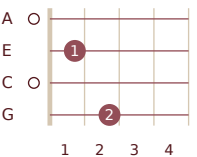

F#

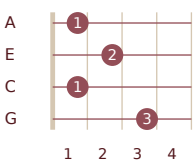

G

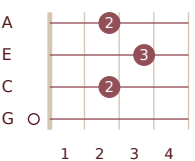

Ab

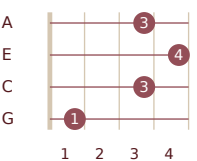

Major / Minor

A

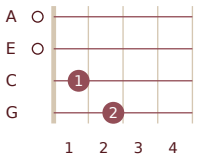

Bb

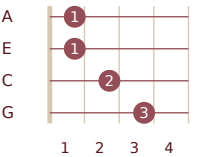

B

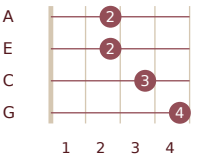

Cm

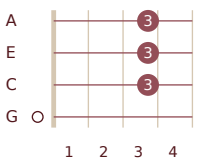

C#m

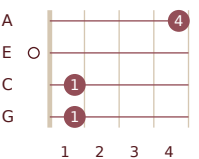

Dm

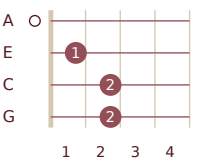

Ebm

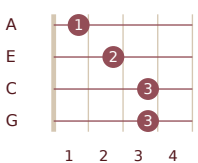

Em

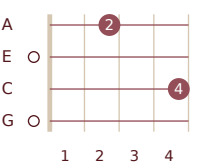

Fm

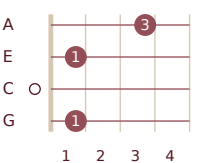

Minor / Dominant 7

F#m

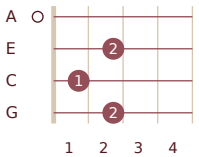

Gm

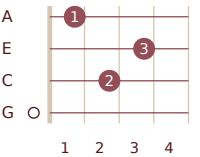

Abm

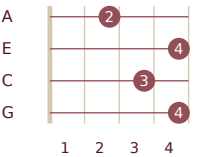

Am

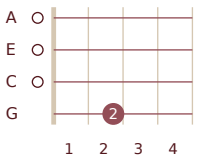

Bbm

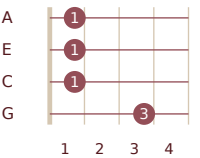

Bm

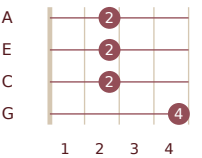

C7

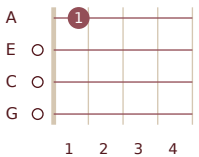

C#7

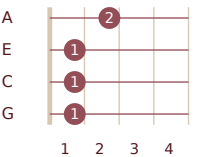

D7

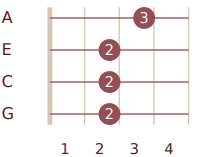

Dominant 7

Eb7

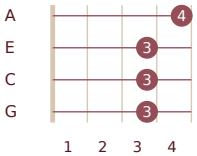

E7

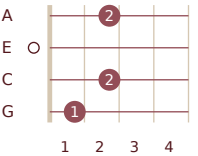

F7

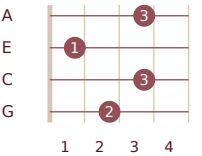

F#7

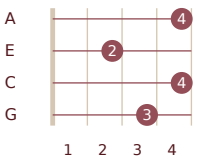

G7

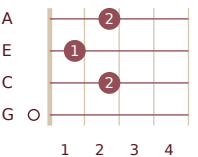

Ab7

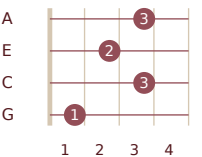

A7

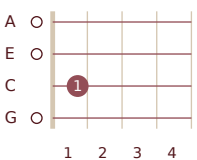

Bb7

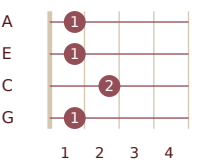

B7

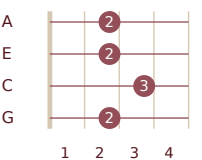

Dominant 9

C9

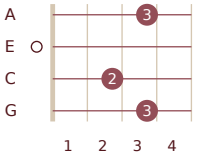

C#9

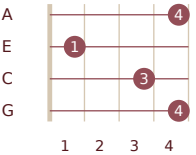

D9

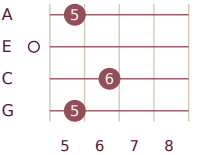

Eb9

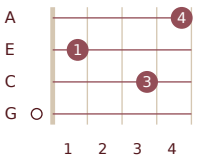

E9

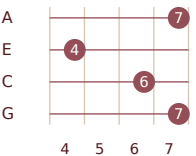

F9

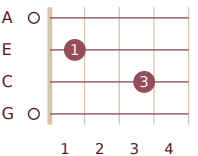

F#9

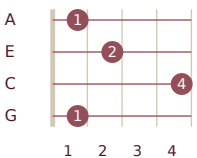

G9

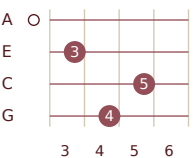

Ab9

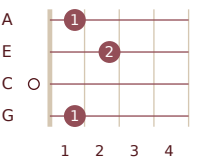

Dominant 9 / Diminished

A9

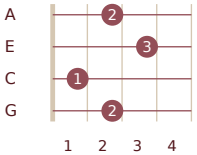

Bb9

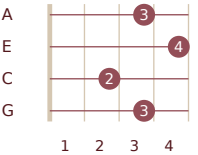

B9

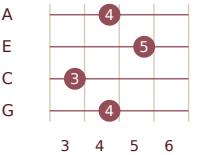

Cdim

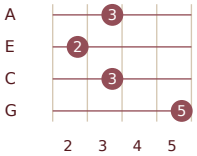

C#dim

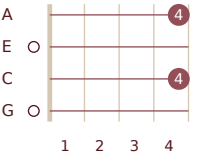

Ddim

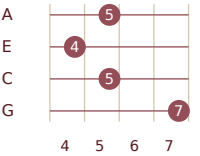

Ebdim

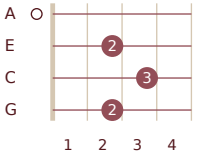

Edim

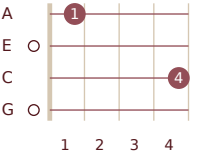

Fdim

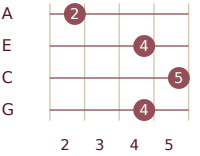

Diminished

F#dim

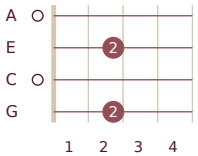

Gdim

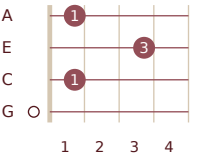

Abdim

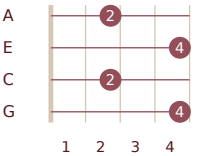

Adim

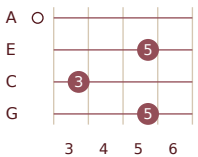

Bbdim

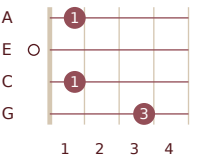

Bdim

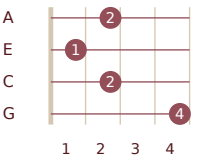

READING YOUR CHARTS

Dots show fret numbers, not finger numbers.

○ = open. Below the grid = fret positions.

7 = dominant seventh. 9 omits the fifth.

dim = diminished triad, not dim7.