THE PRACTICE JUNGLE

Find your chords one finger at a time

1, 2, 3 and 4 fingers · separate barre-chord page

Standard G-C-E-A tuning
Diagrams read A-E-C-G from top to bottom.

Chords with 1 finger

One fingertip on one string. The two open shapes need no fingers.

Finger count is for the shown fingering; other versions may use fewer or more.

C

Major

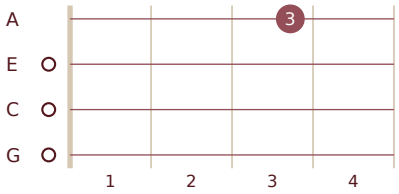

Am

Minor

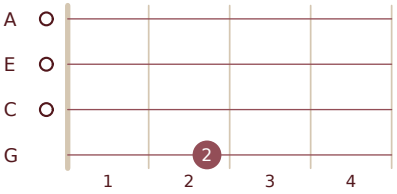

Fadd9

Add ninth

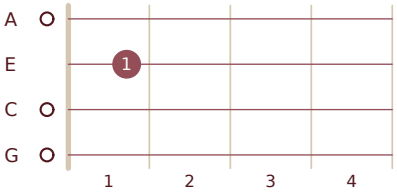

Cmaj7

Major seventh

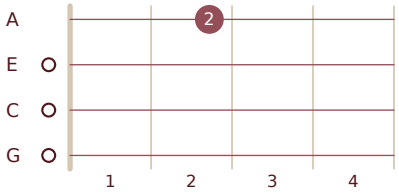

C7

Dominant 7

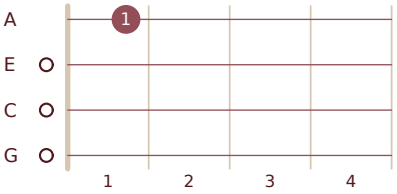

A7

Dominant 7

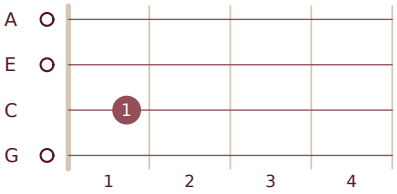

Am(maj7)

Minor / major seventh

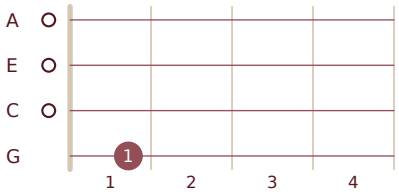

Am7

OPEN

Bonus: no fingers

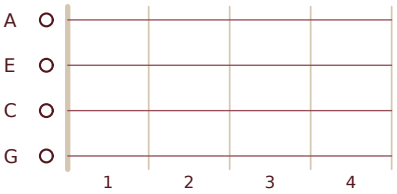

C6

OPEN

Bonus: same open shape

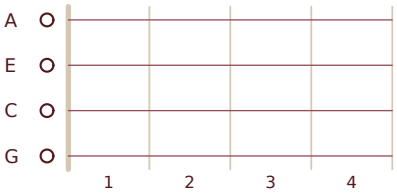

Dots: 1 index · 2 middle · 3 ring · 4 little. ○ open. Below grid: fret numbers.

A-E-C-G top to bottom · Standard G-C-E-A tuning · 7 dominant · 9 omits fifth · dim triad

Chords with 2 fingers

Two fingertips on two separate strings. No barres.

Finger count is for the shown fingering; other versions may use fewer or more.

F

Major

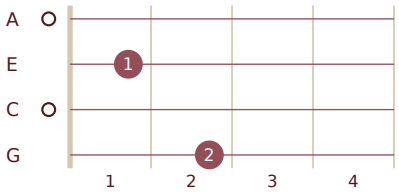

A

Major

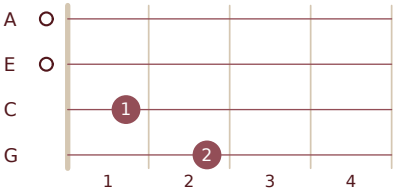

Em

Minor

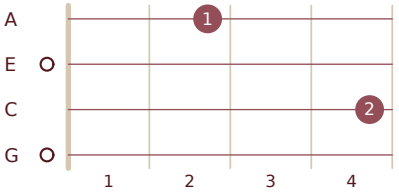

F9

Dominant 9

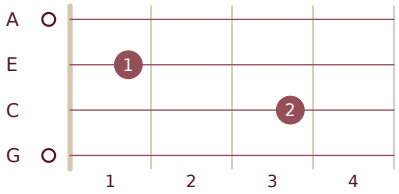

C#dim

Diminished

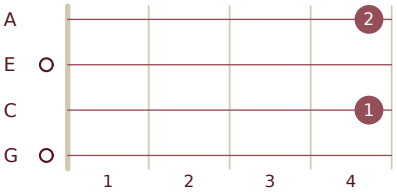

Edim

Diminished

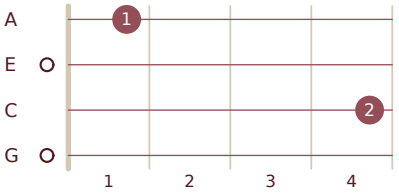

F#dim

Diminished

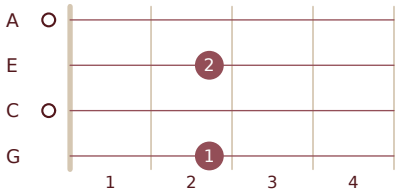

Dots: 1 index · 2 middle · 3 ring · 4 little. ○ open. Below grid: fret numbers.

A-E-C-G top to bottom · Standard G-C-E-A tuning · 7 dominant · 9 omits fifth · dim triad

Chords with 3 fingers

Three fingertips on three separate strings. No barres.

Finger count is for the shown fingering; other versions may use fewer or more.

Fm

Minor

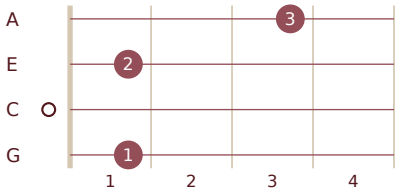

F#m

Minor

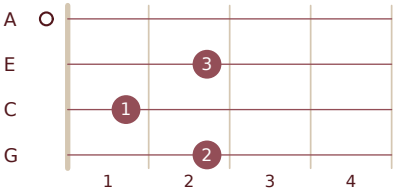

Gm

Minor

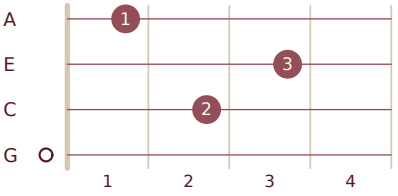

E7

Dominant 7

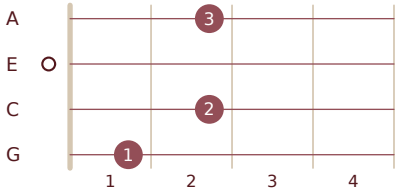

G7

Dominant 7

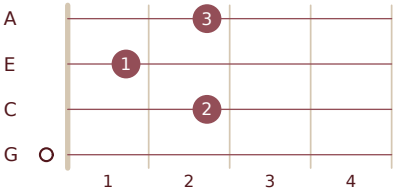

C9

Dominant 9

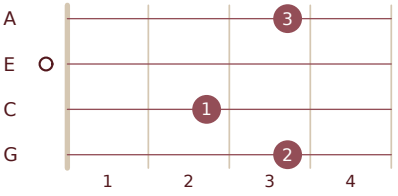

D9

Dominant 9

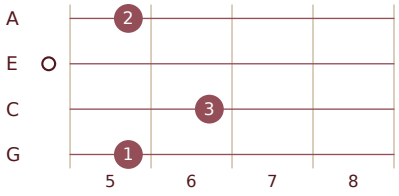

Eb9

Dominant 9

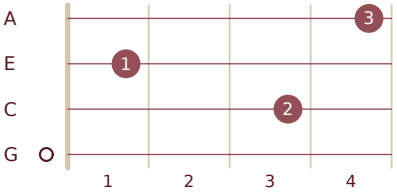

G9

Dominant 9

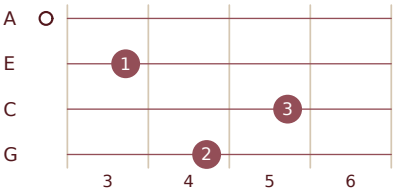

Ab9

Dominant 9

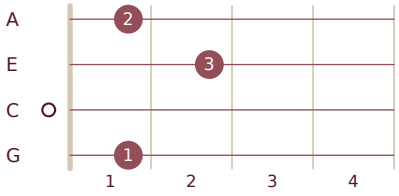

Adim

Diminished

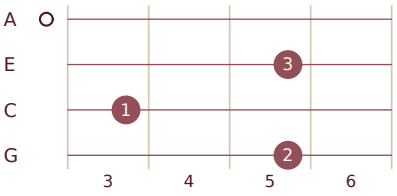

Bbdim

Diminished

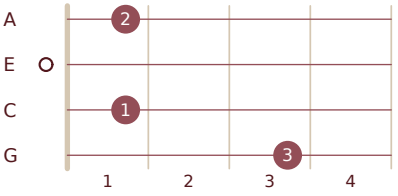

Dots: 1 index · 2 middle · 3 ring · 4 little. ○ open. Below grid: fret numbers.

A-E-C-G top to bottom · Standard G-C-E-A tuning · 7 dominant · 9 omits fifth · dim triad

Chords with 4 fingers

Four fingertips on four separate strings. No barres.

Finger count is for the shown fingering; other versions may use fewer or more.

Abm

Minor

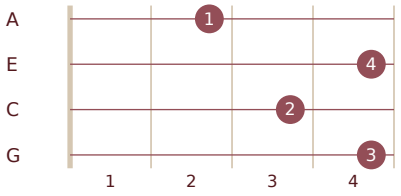

F7

Dominant 7

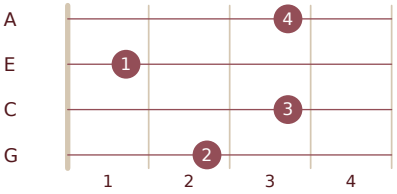

F#7

Dominant 7

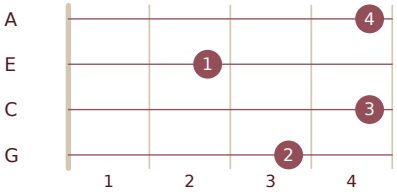

Ab7

Dominant 7

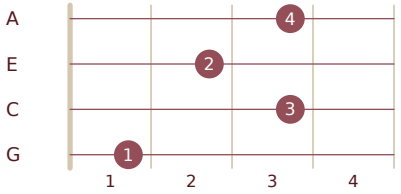

C#9

Dominant 9

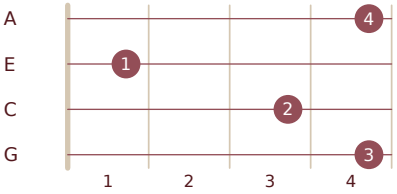

E9

Dominant 9

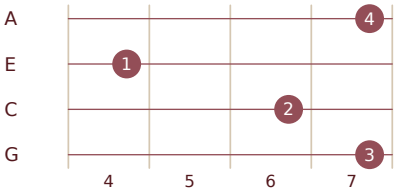

A9

Dominant 9

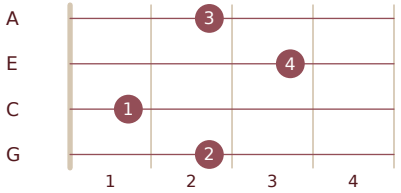

Bb9

Dominant 9

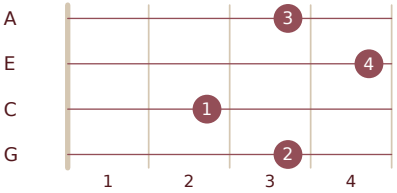

B9

Dominant 9

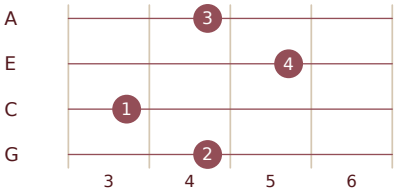

Cdim

Diminished

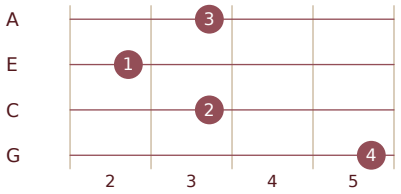

Ddim

Diminished

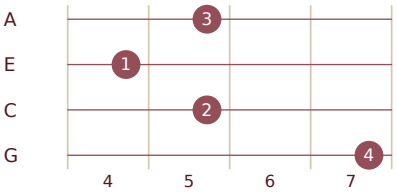

Bdim

Diminished

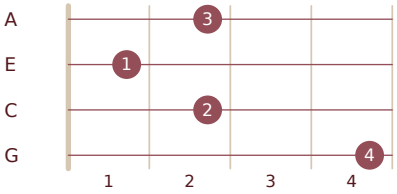

Dots: 1 index · 2 middle · 3 ring · 4 little. ○ open. Below grid: fret numbers.

A-E-C-G top to bottom · Standard G-C-E-A tuning · 7 dominant · 9 omits fifth · dim triad

Barre chords

A thick line means one finger presses several strings at the same fret.

Finger count is for the shown fingering; other versions may use fewer or more.

D

Major

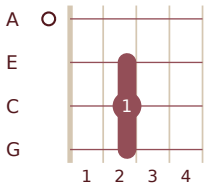

Cm

Minor

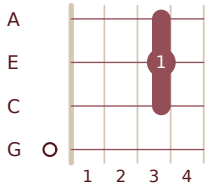

C#

Major

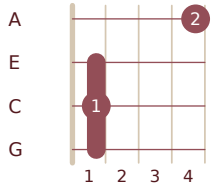

Eb

Major

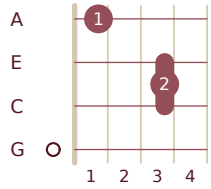

E

Major

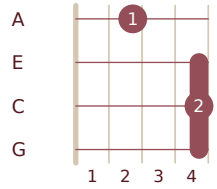

G

Major

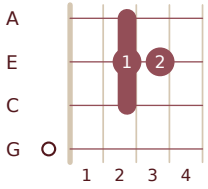

C#m

Minor

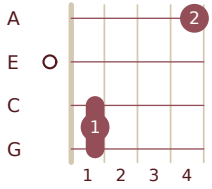

Dm

Minor

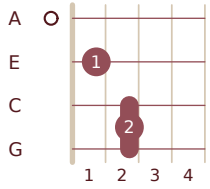

Bbm

Minor

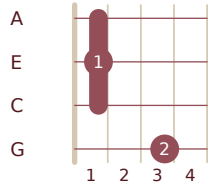

Bm

Minor

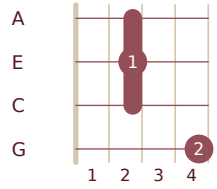

C#7

Dominant 7

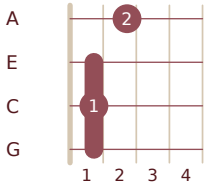

D7

Dominant 7

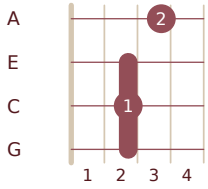

Eb7

Dominant 7

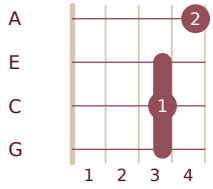

Bb7

Dominant 7

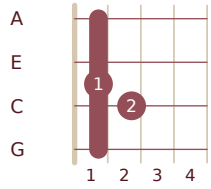

B7

Dominant 7

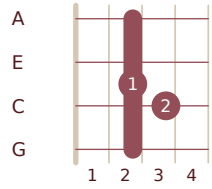

Ebdim

Diminished

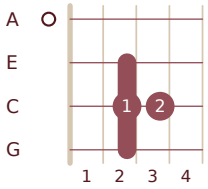

Gdim

Diminished

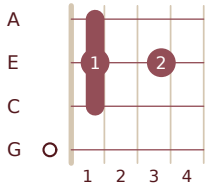

F#

Major

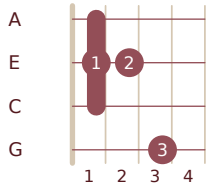

Ab

Major

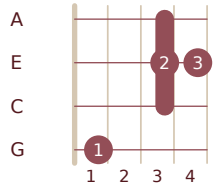

Bb

Major

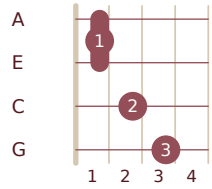

B

Major

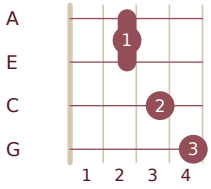

Ebm

Minor

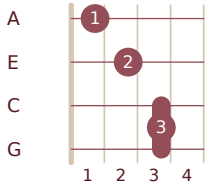

F#9

Dominant 9

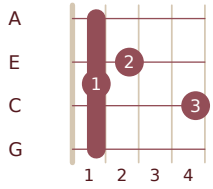

Fdim

Diminished

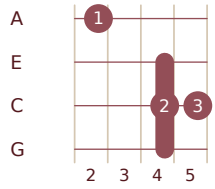

Abdim

Diminished

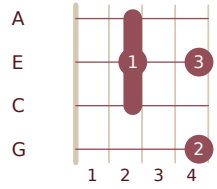

Dots: 1 index · 2 middle · 3 ring · 4 little. ○ open. Below grid: fret numbers.

A-E-C-G top to bottom · Standard G-C-E-A tuning · 7 dominant · 9 omits fifth · dim triad